



I-BEAM: TROLLEY & FIXED

Capacity: 2000lbs

FEATURES

FIXED I-BEAM


- Fixed I-Beam option firmly holds the hoist stationery. **Perfect for moving materials in confined spaces** like the interior of scaffolding or an elevator shaft.
- Fixed I-Beam Top is compatible with I-Beams with a flange width of 2.66'-5.25'

I-BEAM TROLLEY

- **Material delivery made easy** with I-Beam Trolley that moves along the full length of the beam
- **Customize forward and backward cantilever** to your unique job site requirements
- Adjustable Flange Widths of 2.66'-5.25' allows Trolley to attach to standard I-Beams allowing for easy installation on any jobsite
- Perfect for **heavy duty projects**
- Suspension Brackets **allow you to install your own I-Beam to existing scaffolding anywhere on the jobsite**
- Suspension Brackets allow you to **install your own I-Beam for easy accessibility anywhere on the jobsite that has scaffolding**
- **Counterweight Clamp Assembly** helps balance overall weight distribution, installs easily and accommodates your weights
- All Beta Max Mounting Systems can be **tailored to your jobsite specifications**



FIXED I-BEAM: 60-8



I-BEAM TROLLEY: 20-44-1 | 60-21

COMPONENT LIST

- Suspension Brackets: 60-40
- Fixed Top: 60-8
- Trolley Top: 60-21
- Counter Weight Clamp Assy. 60-1
- Scorpio Trolley: 20-44-1

COMPATIBLE HOISTS


- **Scorpio Plus & Scorpio Plus XL**
- **Gemini Plus**
- **New Yorker**
- **Leo & Leo XXL**

Scaffolding frames should always be securely assembled and counter-balanced appropriately. Beta Max is not responsible for providing I-Beams or counterweights for the Counterweight Clamp Assembly. This information is intended to be informative only, and does not constitute a representation or warranty with regard to Beta Max Hoists or any products or services provided. Prices and information are subject to change. Some or all of the renderings in these materials will vary from the actual hoist systems.



I-BEAM: TROLLEY & FIXED

Capacity: 2000lbs



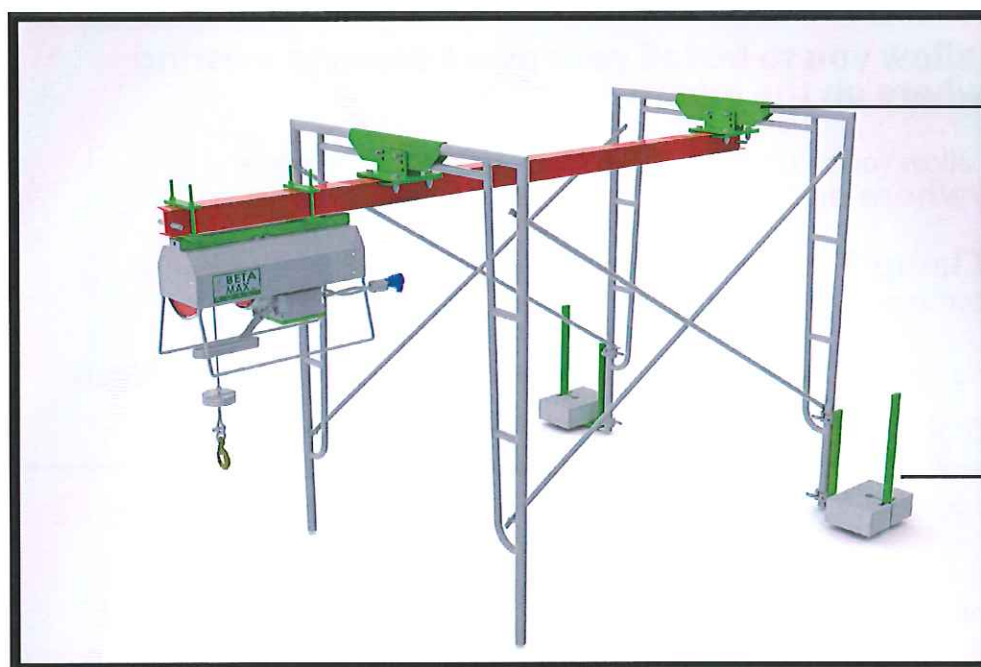
SUSPENSION
BRACKET




COUNTERWEIGHT
CLAMP
ASSEMBLY

I-BEAM TROLLEY

Part Number: I-Beam Trolley: 20-44-1 (Scorpio Plus)
I-Beam Trolley: 60-21 (Gemini, New Yorker, Leo & Leo XXL)



SUSPENSION
BRACKET



COUNTERWEIGHT
CLAMP
ASSEMBLY

I-BEAM FIXED

Part Number: 60-8